

## Contact insert - HC-Q03-I-CT-M - 1419896


Please be informed that the data shown in this PDF Document is generated from our Online Catalog. Please find the complete data in the user's documentation. Our General Terms of Use for Downloads are valid (<http://phoenixcontact.com/download>)



Contact insert, number of positions: 3+PE, size: D7, number of connections per position: 1, Pin, Crimp connection, 400 V, 40 A, 1.5 mm<sup>2</sup> ... 6 mm<sup>2</sup>, application: Power



### Key Commercial Data

Packing unit	1 pc
GTIN	 4 0 5 5 6 2 6 2 5 6 1 5 3
GTIN	4055626256153
Weight per Piece (excluding packing)	20.000 g
Custom tariff number	85389099
Country of origin	China

### Technical data

#### General

Note	For HC-D7 housing, crimp contacts CK 4,0. Crimp contacts not included in scope of supply.
	Connectors may be operated only when there is no load/voltage.
Connection method	Crimp connection Crimp connection (PE contact)
Torque	0.5 Nm ... 0.8 Nm (Mounting screws for mounting in the HEAVYCON housing)
Number of connections per position	1
Degree of pollution	3
Overvoltage category	III
Number of positions	3+PE

# Contact insert - HC-Q03-I-CT-M - 1419896

## Technical data

### General

Insertion/withdrawal cycles	≥ 500
Size	D7
Contact numbering	1 - 2
Conductor cross section	1.5 mm <sup>2</sup> ... 6 mm <sup>2</sup>
Connection cross section AWG	16 ... 10
Stripping length of the individual wire	9 mm (2,5 mm <sup>2</sup> ... 6,0 mm <sup>2</sup> )
	11 mm (for 10 mm <sup>2</sup> )
Assembly instructions	To ensure correct use, installation in housing with IP54 protection or better is required

### Ambient conditions

Degree of protection (IP)	IP20
Ambient temperature (operation)	-40 °C ... 125 °C (including heating up of contacts)

### Material data

Seal material	NBR, conductive
Contact material	Copper alloy
Contact surface material	Ag
Contact carrier material	PC

### Electrical characteristics

Rated voltage (III/3)	400 V
Rated surge voltage	6 kV
Rated current	40 A

### Standards and Regulations

Constructional and testing regulations	DIN VDE 0627/86
	DIN VDE 0110/02.79
	DIN VDE 0110-1/04.97
	IEC 60664-1, DIN IEC 60512
	IEC 60352
Flammability rating according to UL 94	V0

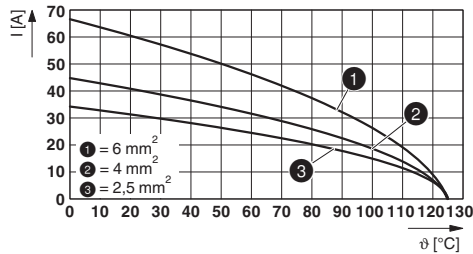
### Environmental Product Compliance

China RoHS	Environmentally Friendly Use Period = 50 years
	For details about hazardous substances go to tab "Downloads", Category "Manufacturer's declaration"

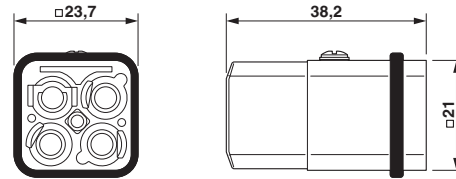
## Drawings

# Contact insert - HC-Q03-I-CT-M - 1419896

Diagram



Dimensional drawing



Derating diagram

Male insert

## Classifications

### eCl@ss

eCl@ss 10.0.1	27440205
eCl@ss 11.0	27440205
eCl@ss 4.0	27140800
eCl@ss 4.1	27140800
eCl@ss 5.0	27143400
eCl@ss 5.1	27261200
eCl@ss 6.0	27261200
eCl@ss 7.0	27440205
eCl@ss 9.0	27440205

### ETIM

ETIM 6.0	EC000438
ETIM 7.0	EC000438

### UNSPSC

UNSPSC 13.2	39121522
UNSPSC 18.0	39121522
UNSPSC 19.0	39121522
UNSPSC 20.0	39121522
UNSPSC 21.0	39121522

## Approvals

### Approvals

#### Approvals

EAC / EAC / UL Recognized

# Contact insert - HC-Q03-I-CT-M - 1419896

## Approvals

Ex Approvals

### Approval details

EAC		RU C- DE.AI30.B.01102
-----	--	--------------------------

EAC		RU C- DE.BL08.B.00511
-----	--	--------------------------

UL Recognized		<a href="http://database.ul.com/cgi-bin/XYV/template/LISEXT/1FRAME/index.htm">http://database.ul.com/cgi-bin/XYV/template/LISEXT/1FRAME/index.htm</a>	E118976
Nominal voltage UN		600 V	
Nominal current IN		50 A	
mm <sup>2</sup> /AWG/kcmil		8	

## Accessories

Accessories

Coding element

Coding element - HC-CP-D07-PL - 1095413



Coding element for HC-D07 contact inserts of the HC-A03... / HC-A04... / HC-Q03... / HC-Q04... / HC-Q07... series

Crimp contact

## Contact insert - HC-Q03-I-CT-M - 1419896

### Accessories

Crimp contact - CK4,0-ED-1,50ST AG - 1663239



Crimp contact, contact diameter: 4 mm, turned, Pin, contact material: Copper alloy, contact surface: silver-plated, connection cross section: 1.5 mm<sup>2</sup> ... 1.5 mm<sup>2</sup>, AWG 16

---

Crimp contact - CK4,0-ED-2,50ST AG - 1663242



Crimp contact, contact diameter: 4 mm, turned, Pin, contact material: Copper alloy, contact surface: silver-plated, connection cross section: 2.5 mm<sup>2</sup> ... 2.5 mm<sup>2</sup>, AWG 14

---

Crimp contact - CK4,0-ED-4,00ST AG - 1663255



Crimp contact, contact diameter: 4 mm, turned, Pin, contact material: Copper alloy, contact surface: silver-plated, connection cross section: 4 mm<sup>2</sup> ... 4 mm<sup>2</sup>, AWG 12

---

Crimp contact - CK4,0-ED-6,00ST AG - 1663268



Turned 4.0 crimp contact, individual male contact, core diameter 6.00 mm<sup>2</sup>, silver-plated

---

Crimp contact - CK4,0-ED-10,00ST AG - 1586198



Turned 4.0 crimp contact, single male contact, 10 mm<sup>2</sup> conductor cross section, silver-plated

---

### Crimping tool

## Contact insert - HC-Q03-I-CT-M - 1419896

### Accessories

Crimping pliers - CRIMPFOX-TC 4 - 1212113



Crimping pliers, for CK 1,6-ED..., CK 2,5-ED..., CK 4,0-ED... turned contacts, 4 marked die stations, unlockable pressure lock, lateral entry, incl. positioning tool

---

Crimping pliers - CRIMPFOX-TC 10 - 1212114



Crimping pliers, for turned contacts with a pin diameter of 4.0 mm, two marked die stations, pressure lock can be released, lateral entry, incl. positioning help

---

### Mounting material

Sealing screw - HC-D 7-DS-IP65 - 1686229



Sealing screw, size: Countersunk head, IP67, replacement part for D7 size HEAVYCON housing

---

### Seal

Profile gasket - HC-D07-SP-RBK - 1419622



Profile gasket, type: D7, for pin inserts

---

### Additional products

## Contact insert - HC-Q03-I-CT-M - 1419896

### Accessories

Contact insert - HC-Q03-I-CT-F - 1419897



Contact insert, number of positions: 3+PE, size: D7, number of connections per position: 1, Socket, Crimp connection, 400 V, 40 A, 1.5 mm<sup>2</sup> ... 6 mm<sup>2</sup>, application: Power